

## Cynap Pure SDM Mirroring Modes

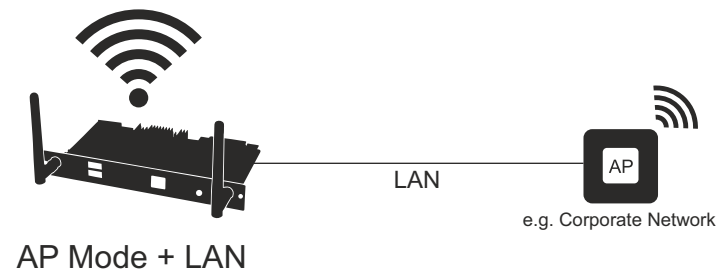
WolfVision  
recommended  
Miracast and  
other possible  
Miracast modes

Further  
information  
about MS-MICE  
on last page



# Cynap Pure SDM: Mirroring modes

>> Mode: Access Point of Pure is active + Cynap Pure is connected with LAN to external AP



## Cynap Pure settings

### Network

LAN: Connected  
WLAN (WiFi): Access Point Mode

### Mirror


MS-MICE enable: Off

## Restrictions / Information


>> Mirroring via Miracast does not work if user device is connected to the SSID of Cynap Pure




AirPlay



Chromecast



Chromecast



Miracast



Miracast

**RECOMMENDED**

# Cynap Pure SDM: Mirroring modes

>> Mode: Access Point (AP) of Pure is active



AP Mode

## Cynap Pure settings

### Network

LAN: Not Connected  
WLAN (WiFi): Access Point Mode

### Mirror


MS-MICE enable: Off

## Restrictions / Information

>> Mirroring via Miracast does not work if user device is connected to the SSID of Cynap Pure




AirPlay




Chromecast



Chromecast



Miracast

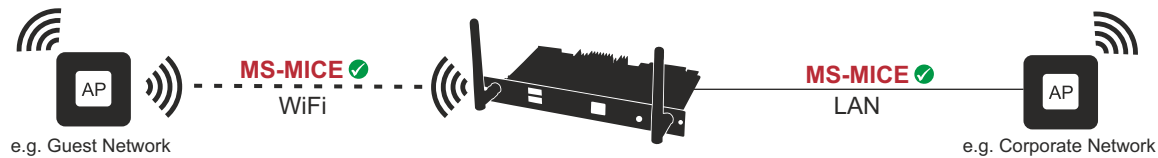


Miracast

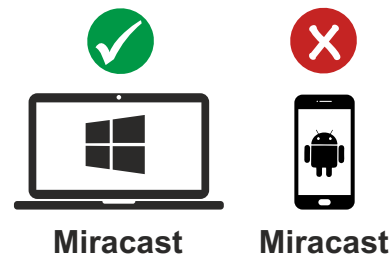
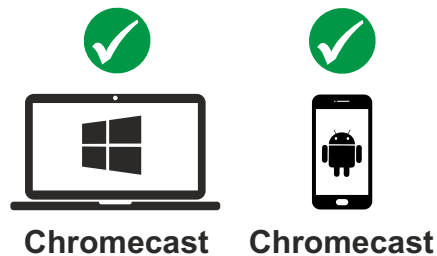
**RECOMMENDED**

# Cynap Pure SDM: Mirroring modes

>> Mode: Cynap Pure is connected via WiFi to external AP ("Infrastructure Mode"), MS-MICE is active & Cynap Pure is connected via LAN to external AP, MS-MICE is active



Infrastructure Mode & LAN  
MS-MICE active on WiFi & LAN



## Cynap Pure settings

### Network

LAN: Connected  
WLAN (WiFi): Infrastructure Mode

### Mirror

MS-MICE enable: On

## Restrictions / Information

>> Miracast mirroring does not work for Android and Windows 8.1 devices because MS-MICE is not supported

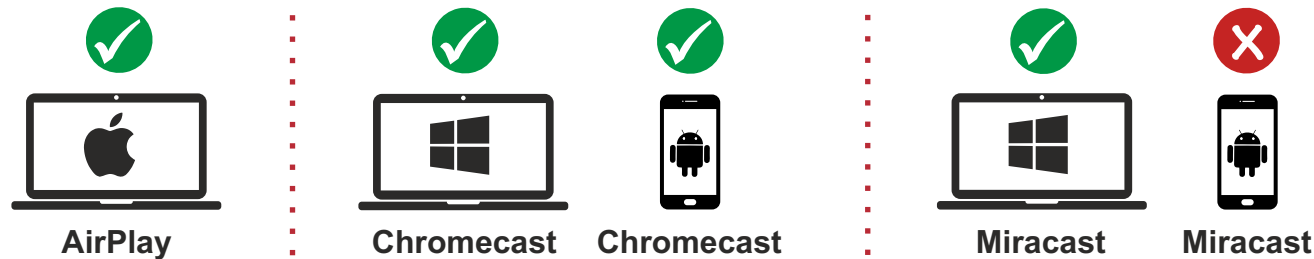

>> Miracast mirroring works for Windows (Win10) devices which are connected to WiFi or LAN AP

>> Windows devices (Win 7 or higher) can use WolfVision vSolution Cast app for mirroring as well

**RECOMMENDED**

# Cynap Pure SDM: Mirroring modes

>> Mode: Cynap Pure is connected via WiFi to external AP ("Infrastructure Mode"), MS-MICE is NOT active & Cynap Pure is connected via LAN to external AP, MS-MICE is active



## Cynap Pure settings

### Network

LAN: Connected  
WLAN (WiFi): Infrastructure Mode

### Mirror

MS-MICE enable: On

## Restrictions / Information

>> Miracast mirroring does not work for Android and Windows 8.1 devices because MS-MICE is not supported

>> Miracast mirroring works for Windows (Win10) devices which are connected to LAN AP

>> Miracast mirroring does not work for Windows devices which are connected to WiFi AP

>> Windows devices (Win 7 or higher) can use WolfVision vSolution Cast app for mirroring

**RECOMMENDED**

# Cynap Pure SDM: Mirroring modes

>> Mode: Cynap Pure is connected via WiFi to external AP ("Infrastructure Mode"), MS-MICE is active & Cynap Pure is connected via LAN to external AP, MS-MICE is NOT active



## Cynap Pure settings

### Network

LAN: Connected  
WLAN (WiFi): Infrastructure Mode

### Mirror

MS-MICE enable: On





## Restrictions / Information

>> Miracast mirroring does not work for Android and Windows 8.1 devices because MS-MICE is not supported

>> Miracast mirroring works for Windows (Win10) devices which are connected to WiFi AP

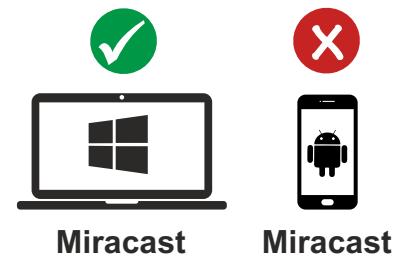
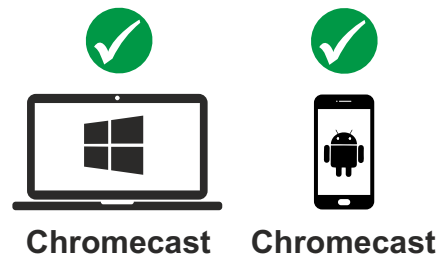
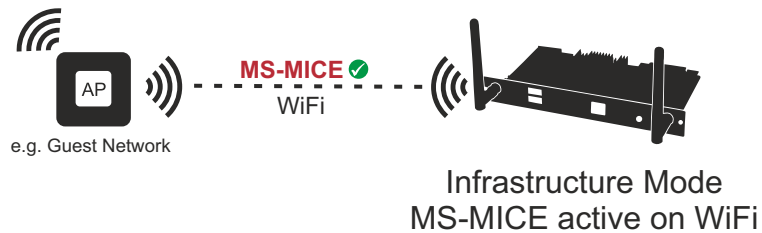
>> Miracast mirroring does not work for Windows devices which are connected to LAN AP

>> Windows devices (Win 7 or higher) can use WolfVision vSolution Cast app for mirroring



# Cynap Pure SDM: Mirroring modes

>> Mode: Cynap Pure is connected via WiFi to external AP ("Infrastructure Mode"), MS-MICE is active



## Cynap Pure settings

### Network

LAN: Not connected  
WLAN (WiFi): Infrastructure Mode

### Mirror

MS-MICE enable: On

## Restrictions / Information

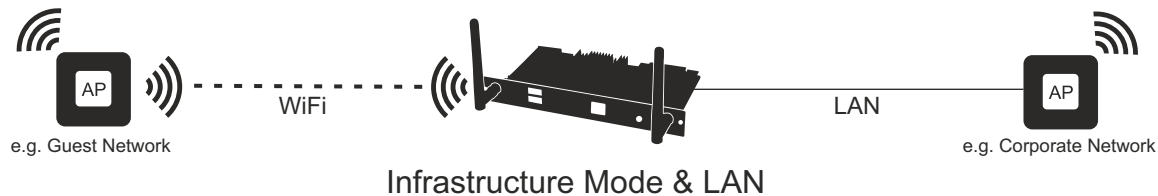
>> Miracast mirroring does not work for Android and Windows 8 devices

>> Miracast mirroring works for Windows (Win10) devices which are connected to WiFi AP

>> Windows devices (Win 7 or higher) can use WolfVision vSolution Cast app for mirroring as well

# Cynap Pure SDM: Mirroring modes

>> Mode: Cynap Pure is connected via WiFi to external AP ("Infrastructure Mode"), & Cynap Pure is connected via LAN to external AP



## Cynap Pure settings

### Network

LAN: Connected  
WLAN (WiFi): Infrastructure Mode




### Mirror

MS-MICE enable: Off

## Restrictions / Information

>> Miracast mirroring does not work

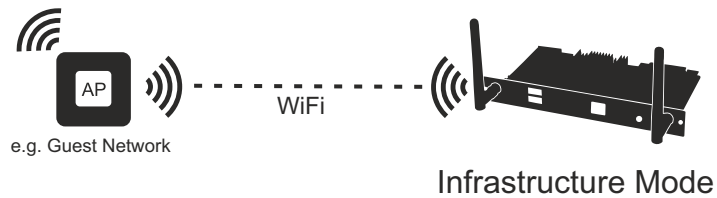
>> Windows devices (Win 7 or higher) can use WolfVision vSolution Cast app for mirroring





# Cynap Pure SDM: Mirroring modes

>> Mode: Cynap Pure is connected via WiFi to external AP ("Infrastructure Mode")



## Cynap Pure settings

### Network

LAN: Not connected  
 WLAN (WiFi): Infrastructure Mode


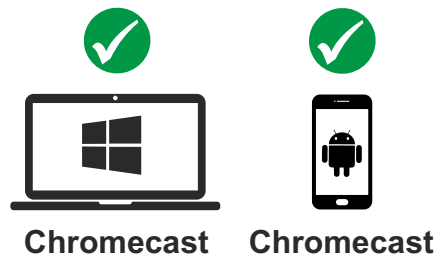
### Mirror

MS-MICE enable: Off

## Restrictions / Information

>> Miracast Mirroring does not work

>> Windows devices (Win 7 or higher) can use WolfVision vSolution Cast app for mirroring



# MS-MICE Mirroring

## General MS-MICE information:

- Windows 10 (v1703) or later is supported
- PIN protection is supported with Windows 10 (v1809) or later.

## Cynap settings: Active MS-MICE:

If MS-MICE is enabled, the UDP port 5353 is using multicast DNS (mDNS) for a Miracast connection over an existing network.

mDNS is broadcast to the local subnet of each network interface the Cynap Pure is connected to.

If mDNS is blocked in the network, the Miracast connection fails. In this case a workaround is to create a DNS entry at the existing DNS server to the Cynap Pure hostname.

Cynap Pure sends a beacon via the integrated AP with information about which Miracast settings have been made.

## Network requirements:

- |                                      |   |
|--------------------------------------|---|
| • UDP Port 5353:                     | Multicast DNS (mDNS) – If mDNS is blocked: a workaround is to make a DNS entry at the existing DNS server                 |
| • UDP Port 67, 68:                   | DHCP communication between device and receiver  |
| • UDP Port 19000-19007, 19010-19017: | RTP media traffic port for delivering audio and video   |
| • TCP Port 7236:                     | MS-MICE RTSP control port is used to establish and manage session   |
| • TCP Port 7250:                     | MS-MICE control port on which Cynap family systems listen for Miracast packets when Over Existing Network mode is enabled |
| • TCP Port 50000:                    | Touchback   |
| • UDP Port 19020-19027, 19030-19037: | Latency of the mouse cursor is improved when using touchback  |