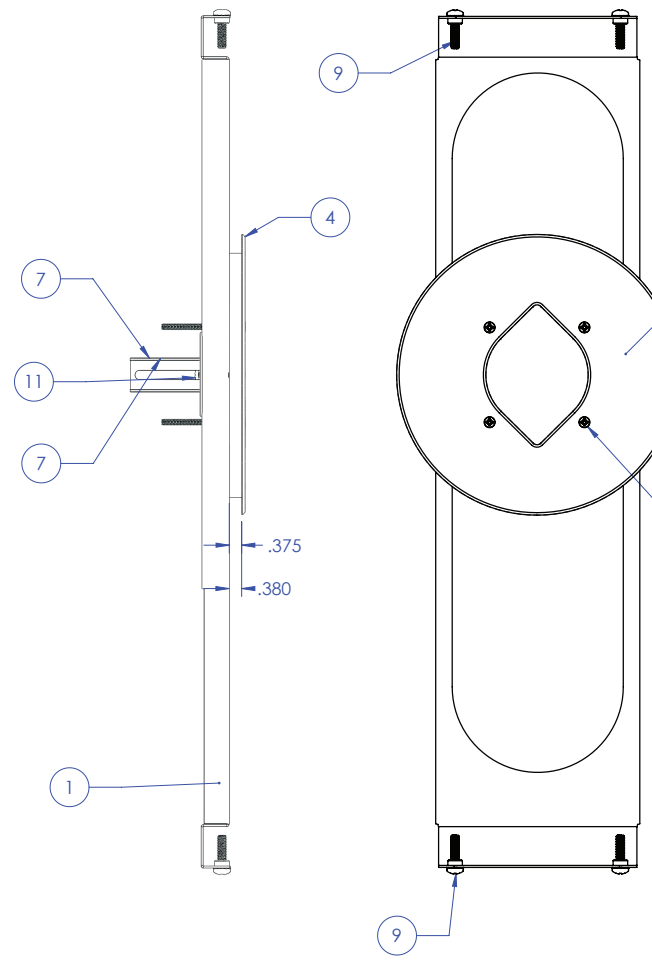
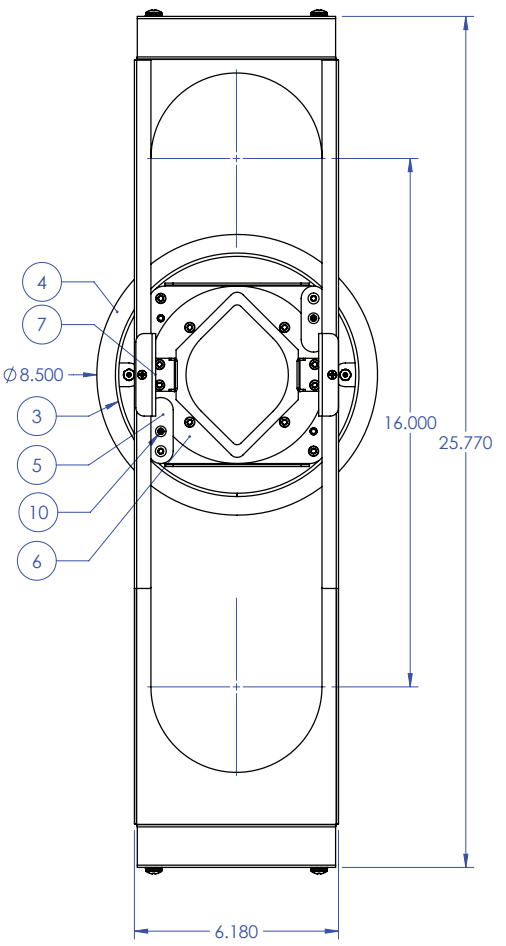
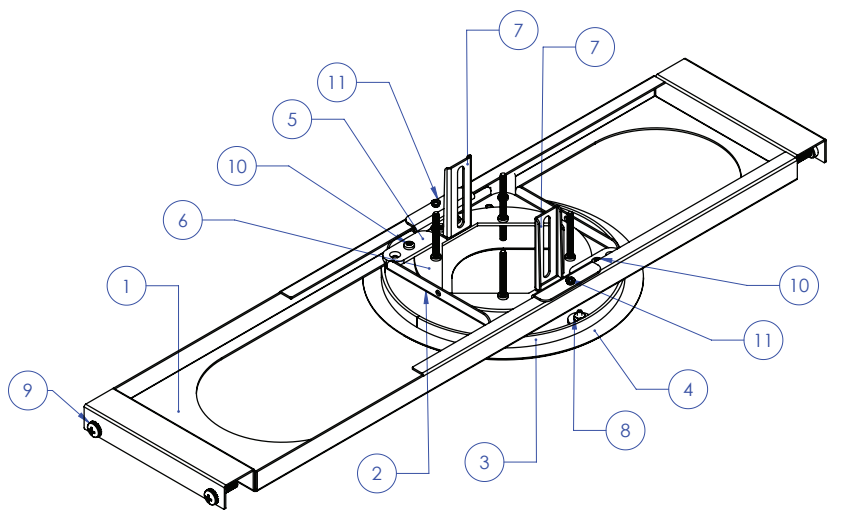


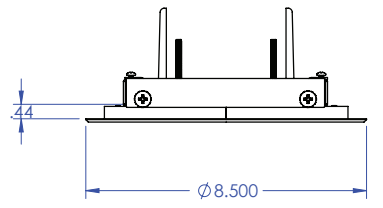
REVISIONS				
ZONE	REV.	DESCRIPTION	DATE	APPROVED
	D	CHANGED (4) CSK SCREWS TO 2.500" LONG, ITEM 13	2-17-12	R.SHOOK



SEE NOTE 4



ITEM NO.	PART NUMBER	DESCRIPTION	QTY.
1	PCI-051511	BRACKET, TILE MOUNTING	1
2	PCI-051611	TRAY, MOUNTING	1
3	PCI-051811	RING, ALIGNMENT, Ø7.375 X .375 WIDE	1
4	PCI-051911	FASCIA, EXTERIOR, EYE SERIES CAMERA	1
5	PCI-052011	LEG, PIVOTING, SUPPORT, FRAME	6
6	PCI-052121	CIRCULAR MOUNTING, CAMERA, BRKT	1
7	PCI-051621	BRACKET, CAMERA ADJUST	2
8	90675A007	NUT, KEPS, #6-32, HEX, STEEL, ZINC	2
9	90402A551	SCREW, SEMS, PANHD, PHILLIPS, #.25-20 X 1.00, STL. ZINC	4
10	90272A191	SCREW, PANHD, PHILLIPS, #8-32 X .312 LG, STL. ZINC	2
11	91772A142	SCREW, PANHD, PHILLIPS, #6-32 X .125 LONG, S/S	2
12	90273A191	SCREW, FLAT CSK, 82 DEG., #8-32 X .312 LG, STL. ZINC	8
13	9000021712	SCREW, FLAT, 82 DEG., PHILLIPS, #8-32 X 2.50 LG, STL. ZINC	4



- NOTES:
1. MATERIAL: SEE BOM, ALL HARDWARE PART NUMBERS ARE MCMASTER-CARR.
 2. FINISH: PAINT LINEAR WHITE, SMOOTH, **EXTERIOR FASCIA ONLY**
 3. DEBURR AND BREAK SHARP EDGES FOR SAFE HANDLING.
 4. PAINT COUNTERSINK SCREW HEADS (ITEM 13) LINEAR WHITE. **QTY. 4**

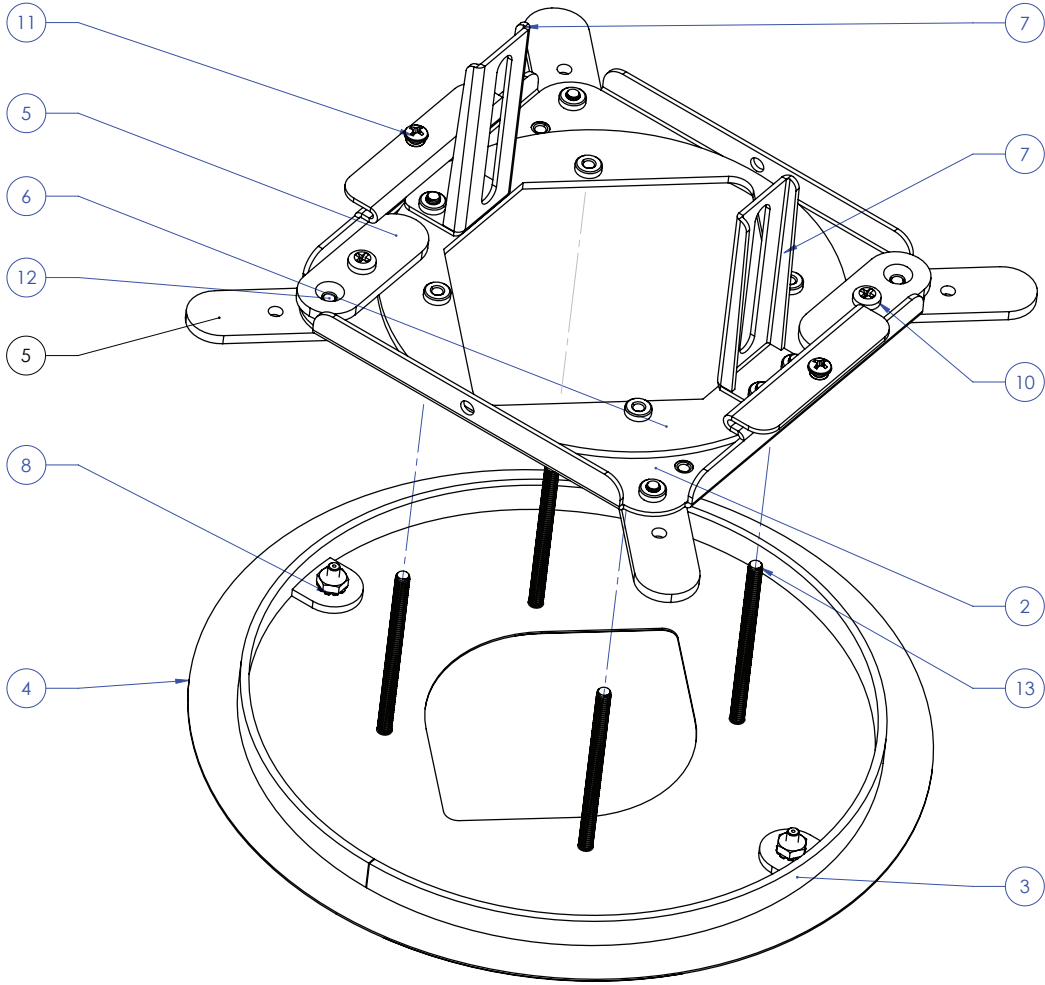


Wolfvision, Inc. claims proprietary rights on the contents disclosed on this drawing and all processes, equipment, components, methods, or any other developments either directly or indirectly related to this project. This drawing is issued in confidence for engineering purposes only and may not be reproduced or used for manufacture of anything shown hereon without direct written authorization from Wolfvision, Inc. to the user.

TOLERANCES: Unless Otherwise Specified
 Decimals: Fractions: +/- 1/32"
 .xx +/- .015
 .xxx +/- .010 Angles: +/- 1/2°

Eye KIT
 TILE INSTALLATION
 WOLFVISION

File Name: EYE KIT TILE	Date: 5-19-11	Material: SEE BOM	Finish: CLEAN - ZP FINISH
Drawn By: RJS	Scale: NTS	Sheet 1 of 10	Drawing No. ASSY EYE-10 TILE Rev. D



REVISIONS				
ZONE	REV.	DESCRIPTION	DATE	APPROVED
-	D	CHANGED (4) CSK SCREWS TO 2.500" LONG, ITEM 14	2-17-12	R. SHOOK

ITEM NO.	PART NUMBER	DESCRIPTION	QTY.
2	PCI-051611	TRAY, MOUNTING	1
3	PCI-051811	RING, ALIGNMENT, Ø7.375 X .375 WIDE	1
4	PCI-051911	FASCIA, EXTERIOR, EYE SERIES CAMERA	1
5	PCI-052011	LEG, PIVOTING, SUPPORT, FRAME	6
6	PCI-052121	CIRCULAR MOUNTING, CAMERA, BRKT	1
7	PCI-051621	BRACKET, CAMERA ADJUST	2
8	90675A007	NUT, KEPS, #6-32, HEX, STEEL, ZINC	2
9	90402A551	SCREW, SEMS, PANHD, PHILLIPS, #.25-20 X 1.00, STL. ZINC	4
10	90272A191	SCREW, PANHD, PHILLIPS, #8-32 X .312 LG, STL. ZINC	2
11	91772A142	SCREW, PANHD, PHILLIPS, #6-32 X .125 LONG, S/S	2
12	90273A191	SCREW, FLAT CSK, 82 DEG., #8-32 X .312 LG, STL. ZINC	8
13	9000021712	SCREW, FLAT, 82 DEG., PHILLIPS, #8-32 X 2.50 LG, STL. ZINC	4

NOTES:

1. MATERIAL: SEE BOM.
2. FINISH: PAINT LINEAR WHITE, SMOOTH, **EXTERIOR FASCIA ONLY**
3. DEBURR AND BREAK SHARP EDGES FOR SAFE HANDLING.
4. PAINT COUNTERSINK SCREW HEADS (ITEM 14) LINEAR WHITE. **QTY. 4**



Wolfvision, Inc. claims proprietary rights on the contents disclosed on this drawing and all processes, equipment, components, methods, or any other developments either directly or indirectly related to this project.
This drawing is issued in confidence for engineering purposes only and may not be reproduced or used for manufacture of anything shown hereon without direct written authorization from Wolfvision, Inc. to the user.

TOLERANCES: Unless Otherwise Specified
 Decimals: Fractions: +/- 1/32"
 .xx +/- .015
 .xxx +/- .010 Angles: +/- 1/2"
 File Name: EYE KIT, SHEETROCK INSTALLATION, WOLFVISION
 Date: 5-19-11 Material: SEE BOM
 Drawn By: RJS Scale: NTS

EYE KIT,
 SHEETROCK INSTALLATION
 WOLFVISION