

Important info about the new Cynap firmware

Dear Cynap Customer!

We would like to inform you that in November 2019, new firmware version 1.34 will be available for all Cynap family systems (Cynap, Cynap Core, Cynap Pure).

Once this firmware has been installed, for WLAN operation and use of Miracast, the region must be selected in the Cynap settings. As long as this setting is not performed, a permanent, non-deactivatable pop-up message appears on the Cynap (Core / Pure)! In the Cynap settings under Network -> WLAN, the corresponding region in which the Cynap is being operated can be selected.

ATTENTION: This is a one-time setting, and for legal reasons it cannot be reversed!

If multiple Cynap devices are in use, our vSolution Link Pro management software can be used to roll out the setting quickly and easily to all devices. The software is available free of charge on our website wolfvision.com in the "Products" section.

Please make sure that the setting is correct. For example, if the Cynap is connected to your WLAN network via Infrastructure Mode, and the region setting of your access points or your Cynap system is set to a different / incorrect country, you may experience connectivity issues.



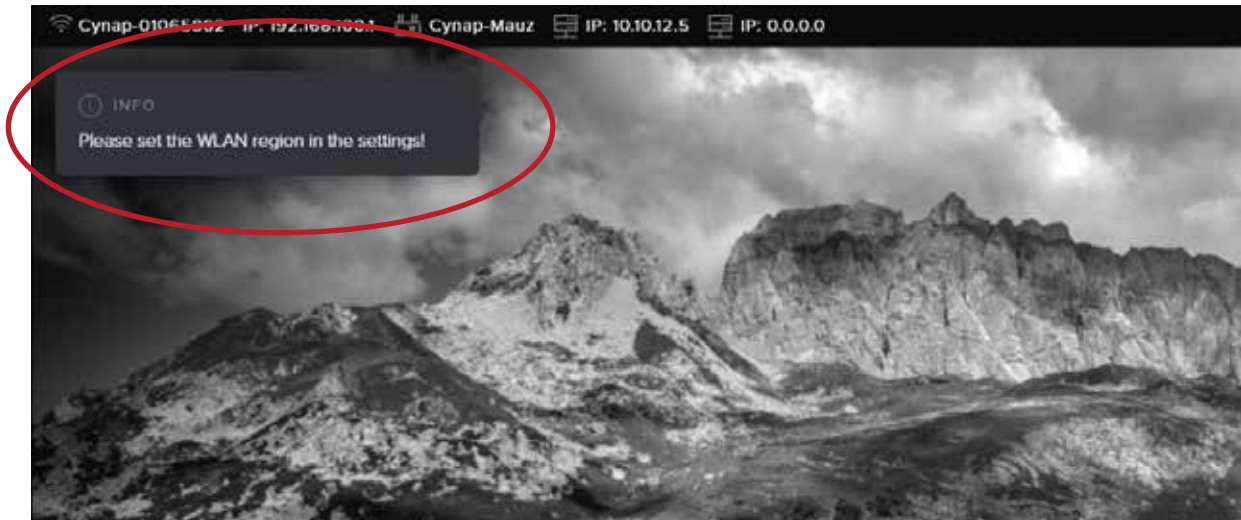
Please note:

- **The setting of a WLAN region is mandatory! If not carried out, a permanent pop-up message will appear.**
- **The selection of region setting cannot be undone!**

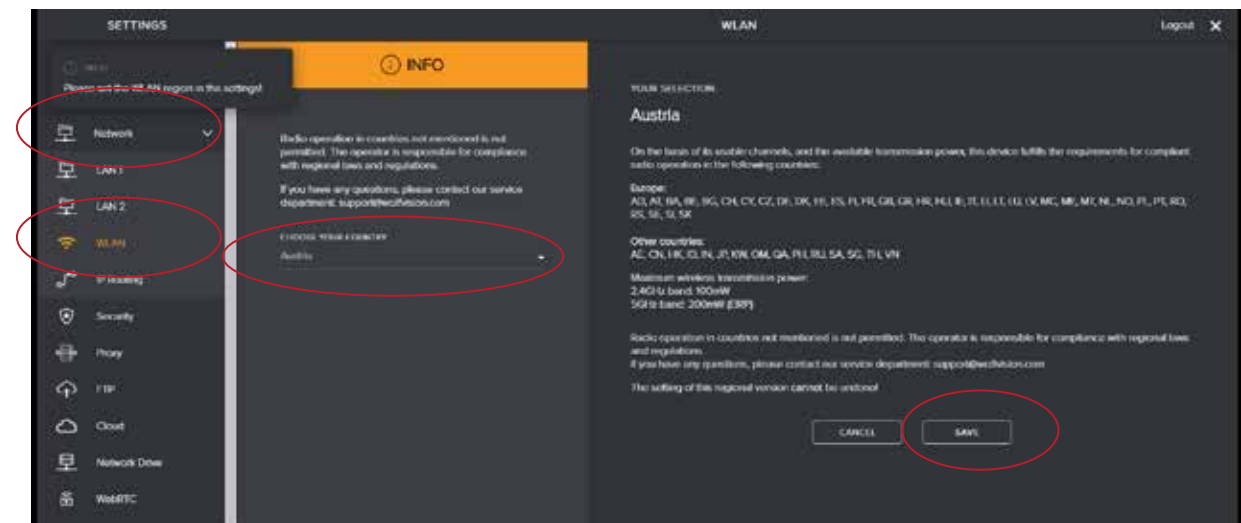
Should you have further questions, your WolfVision Partner will be pleased to assist you.

Best wishes,
Your WolfVision Team

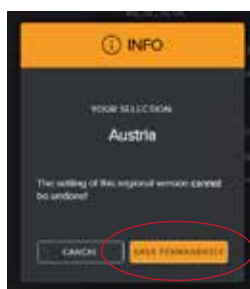
WLAN Region Setting:



Pop-up message that appears permanently on the screen until the WLAN region is selected in the settings.



In the Cynap settings menu under "Network" -> "WLAN" the region, in which the Cynap is operated, must be selected.



The selection must be confirmed by clicking on "SAVE PERMANENTLY".

ATTENTION:

For legal reasons this change cannot be reversed!